

A green frog is clinging to a vertical green stem against a green background. The frog is positioned on the right side of the image, facing left. Its body is covered in green and brown mottled patterns. The stem is a solid green color. The background is a lighter green color.

# **Sphinx-SimplePDF- DEMO**

**Version 1.0**

DEMO PDF of Sphinx-SimplePDF

Build: 26.10.2022

Maintained by team useblocks

# Table of Contents

<b>1. Structural Elements</b>	<b>4</b>
• 1.1. Document Section	6
<b>2. Structural Elements 2</b>	<b>7</b>
• 2.1. Document Section	7
<b>3. Paragraph Level Markup</b>	<b>8</b>
• 3.1. Inline Markup	10
• 3.2. Math	11
• 3.3. Meta	11
• 3.4. Blocks	11
• 3.5. Sidebar	14
• 3.6. References	16
• 3.7. Directives	17
• 3.8. Download Links	22
<b>4. Lists &amp; Tables</b>	<b>22</b>
• 4.1. Lists	24
• 4.2. Tables	32
<b>5. API documentation and generated content</b>	<b>41</b>
• 5.1. <code>test_py_module</code>	42
• 5.2. C++ API	45
• 5.3. JavaScript API	46
• 5.4. Generated Index	47
• 5.5. Optional parameter args	47
• 5.6. Data	48
<b>6. Sphinx-Needs objects</b>	<b>48</b>
<b>7. Sphinx-Needs tables</b>	<b>51</b>
<b>8. Sphinx-Needs needflow</b>	<b>54</b>
<b>9. Sphinx-Needs needimport</b>	<b>55</b>

---

<b>10. Breadcrumb Level 1</b>	<b>55</b>
• 10.1. Breadcrumb Level 2	56
<b>11. Long Sticky Nav</b>	<b>56</b>
• 11.1. Example Menu 1	59
• 11.2. Example Menu 2	59
• 11.3. Example Menu 3	59
• 11.4. Example Menu 4	59
• 11.5. Example Menu 5	59
• 11.6. Example Menu 6	59
• 11.7. Example Menu 7	59
• 11.8. Example Menu 8	60
• 11.9. Example Menu 9	60
• 11.10. Example Menu 10	60
• 11.11. Example Menu 11	60
• 11.12. Example Menu 12	60
• 11.13. Example Menu 13	60
• 11.14. Example Menu 14	60
• 11.15. Example Menu 15	60
• 11.16. Example Menu 16	61
• 11.17. Example Menu 17	61
• 11.18. Example Menu 18	61
• 11.19. Example Menu 19	61
• 11.20. Example Menu 20	61
• 11.21. Example Submenu 1	61
• 11.22. Example Submenu 2	62
<b>12. Images</b>	<b>63</b>
• 12.1. SVG	64
• 12.2. PNG	65
• 12.3. JPG	66
• 12.4. Images in lists	67
• 12.5. Images in tables	69

# Demo Sphinx-SimplePDF

This PDF contains examples and test-data for different documentation and layout elements.

Some of them are testing corner cases (e.g. a huge table), for which the PDF format is not the ideal one and therefore their representation is not perfect or even buggy.

# Structural Elements

## Table of Contents

---

<b>Structural Elements</b>	<b>5</b>
● Document Section	6
● Document Subsection	6
● Document Subsubsection	6
● Document Paragraph	6
<b>Structural Elements 2</b>	<b>7</b>
● Document Section	7
● Document Subsection	7

Lorem ipsum dolor sit amet, consectetur adipiscing elit. Donec lorem neque, interdum in ipsum nec, finibus dictum velit. Ut eu efficitur arcu, id aliquam erat. In sit amet diam gravida, imperdiet tellus eu, gravida nisl. Praesent aliquet odio eget libero elementum, quis rhoncus tellus tincidunt. Suspendisse quis volutpat ipsum. Sed lobortis scelerisque tristique. Aenean condimentum risus tellus, quis accumsan ipsum laoreet ut. Integer porttitor maximus suscipit. Mauris in posuere sapien. Aliquam accumsan feugiat ligula, nec fringilla libero commodo sed. Proin et erat pharetra.

Etiam turpis ante, luctus sed velit tristique, finibus volutpat dui. Nam sagittis vel ante nec malesuada. Praesent dignissim mi nec ornare elementum. Nunc eu augue vel sem dignissim cursus sed et nulla. Pellentesque habitant morbi tristique senectus et netus et malesuada fames ac turpis egestas. Pellentesque dictum dui sem, non placerat tortor rhoncus in. Sed placerat nulla at rhoncus iaculis.

## Document Section

Lorem ipsum dolor sit amet, consectetur adipiscing elit. Sed condimentum nulla vel neque venenatis, nec placerat lorem placerat. Cras purus eros, gravida vitae tincidunt id, vehicula nec nulla. Fusce aliquet auctor cursus. Phasellus ex neque, vestibulum non est vitae, viverra fringilla tortor. Donec vestibulum convallis justo, a faucibus lorem vulputate vel. Aliquam cursus odio eu felis sodales aliquet. Aliquam erat volutpat. Maecenas eget dictum mauris. Suspendisse arcu eros, condimentum eget risus sed, luctus efficitur arcu. Cras ut dictum mi. Nulla congue interdum lorem, semper semper enim commodo nec.

### Document Subsection

Lorem ipsum dolor sit amet, consectetur adipiscing elit. Etiam efficitur in eros et blandit. Nunc maximus, nisl at auctor vestibulum, justo ex sollicitudin ligula, id faucibus urna orci tristique nisl. Duis auctor rutrum orci, in ornare lacus condimentum quis. Quisque arcu velit, facilisis quis interdum ac, hendrerit auctor mauris. Curabitur urna nibh, porttitor at ante sit amet, vestibulum interdum dolor. Duis dictum elit orci, tincidunt imperdiet sem pellentesque et. In vehicula pellentesque varius. Phasellus a turpis sollicitudin, bibendum massa et, imperdiet neque. Integer quis sapien in magna rutrum bibendum. Integer cursus ex sed magna vehicula finibus. Proin tempus orci quis dolor tempus, nec condimentum odio vestibulum. Etiam efficitur sollicitudin libero, tincidunt volutpat ligula interdum sed.

### Document Subsubsection

Donec non rutrum lorem. Aenean sagittis metus at pharetra fringilla. Nunc sapien dolor, cursus sed nisi at, pretium tristique lectus. Sed pellentesque leo lectus, et convallis ipsum euismod a. Integer at leo vitae felis pretium aliquam fringilla quis odio. Sed pharetra enim accumsan feugiat pretium. Maecenas at pharetra tortor. Morbi semper eget mi vel finibus. Cras rutrum nulla eros, id feugiat arcu pellentesque ut. Sed finibus tortor ac nisi ultrices viverra. Duis feugiat malesuada sapien, at commodo ante porttitor ac. Curabitur posuere mauris mi, vel ornare orci scelerisque sit amet. Suspendisse nec fringilla dui.

### Document Paragraph

Pellentesque nec est in odio ultrices elementum. Vestibulum et hendrerit sapien, quis vulputate turpis. Suspendisse potenti. Curabitur tristique sit amet lectus non viverra. Phasellus rutrum dapibus turpis sed imperdiet. Mauris maximus viverra ante. Donec eu egestas mauris. Morbi vulputate tincidunt euismod. Integer vel porttitor neque. Donec at lacus suscipit, lacinia lectus vel, sagittis lectus.

# Structural Elements 2

Etiam turpis ante, luctus sed velit tristique, finibus volutpat dui. Nam sagittis vel ante nec malesuada. Praesent dignissim mi nec ornare elementum. Nunc eu augue vel sem dignissim cursus sed et nulla. Pellentesque habitant morbi tristique senectus et netus et malesuada fames ac turpis egestas. Pellentesque dictum dui sem, non placerat tortor rhoncus in. Sed placerat nulla at rhoncus iaculis.

## Document Section

Lorem ipsum dolor sit amet, consectetur adipiscing elit. Sed condimentum nulla vel neque venenatis, nec placerat lorem placerat. Cras purus eros, gravida vitae tincidunt id, vehicula nec nulla. Fusce aliquet auctor cursus. Phasellus ex neque, vestibulum non est vitae, viverra fringilla tortor. Donec vestibulum convallis justo, a faucibus lorem vulputate vel. Aliquam cursus odio eu felis sodales aliquet. Aliquam erat volutpat. Maecenas eget dictum mauris. Suspendisse arcu eros, condimentum eget risus sed, luctus efficitur arcu. Cras ut dictum mi. Nulla congue interdum lorem, semper semper enim commodo nec.

## Document Subsection



This is a caption for a figure.  
Text should wrap around the  
caption.

Lorem ipsum dolor sit amet, consectetur adipiscing elit. Etiam efficitur in eros et blandit. Nunc maximus, nisl at auctor vestibulum, justo ex sollicitudin ligula, id faucibus urna orci tristique nisl. Duis auctor rutrum orci, in ornare lacus condimentum quis. Quisque arcu velit, facilisis quis interdum ac, hendrerit auctor mauris. Curabitur urna nibh, porttitor at ante sit amet, vestibulum



interdum dolor. Duis dictum elit orci, tincidunt imperdiet sem pellentesque et. In vehicula pellentesque varius. Phasellus a turpis sollicitudin, bibendum massa et, imperdiet neque. Integer quis sapien in magna rutrum bibendum. Integer cursus ex sed magna vehicula finibus. Proin tempus orci quis dolor tempus, nec condimentum odio vestibulum. Etiam efficitur sollicitudin libero, tincidunt volutpat ligula interdum sed. Praesent congue sagittis nisl et suscipit. Vivamus sagittis risus et egestas commodo. Cras venenatis arcu in pharetra interdum. Donec quis metus porttitor tellus cursus lobortis. Quisque et orci magna. Fusce rhoncus mi mi, at vehicula massa rhoncus quis. Mauris augue leo, pretium eget molestie vitae, efficitur nec nulla. In hac habitasse platea dictumst. Sed sit amet imperdiet purus.



# Paragraph Level Markup

## Table of Contents

---

<b>Paragraph Level Markup</b>	<b>9</b>
● Inline Markup	10
● Math	11
● Meta	11
● Blocks	11
● Literal Blocks	11
● Line Blocks	12
● Block Quotes	13
● Doctest Blocks	13
● Code Blocks	13
● Emphasized lines with line numbers	14
● Sidebar	14
● Code with Sidebar	15
● References	16
● Footnotes	16
● Citations	16
● Glossary	17

---

---

● Targets	17
● Directives	17
● Contents	17
● Centered text	18
● Images & Figures	18
● Images	18
● Figures	18
● Admonitions	19
● Topics, Sidebars, and Rubrics	21
● Target Footnotes	21
● Replacement Text	22
● Compound Paragraph	22
● Download Links	22

---

## Inline Markup

Paragraphs contain text and may contain inline markup: *emphasis* , **strong emphasis** , `inline literals` , standalone hyperlinks ( <http://www.python.org> ), external hyperlinks ( [Python \[ 5 \]](#) ), internal cross-references ( [example](#) ), external hyperlinks with embedded URIs ( [Python web site](#) ), footnote references (manually numbered [ 1 ] , anonymous auto-numbered [ 3 ] , labeled auto-numbered [ 2 ] , or symbolic [ \* ] ), citation references ( [ 12 ] ), substitution references ( `☰` ), and inline hyperlink targets (see [Targets](#) below for a reference back to here). Character-level inline markup is also possible (although exceedingly ugly!) in *re Structured Text* . Problems are indicated by `|problematic|` text (generated by processing errors; this one is intentional).

Also with `sphinx.ext.autodoc` , which I use in the demo, I can link to `test_py_module.test.Foo` . It will link you right to my code documentation for it.

The default role for interpreted text is *Title Reference*. Here are some explicit interpreted text roles: a PEP reference ( [PEP 287](#) ); an RFC reference ( [RFC 2822](#) ); a subscript; a superscript; and explicit roles for *standard inline markup*.

GUI labels are a useful way to indicate that some action is to be taken by the user. The GUI label should not run over `line-height` so as not to interfere with text from adjacent lines.

Key-bindings indicate that the user is to press a button on the keyboard or mouse, for example `MMB` and `Shift - MMB`. Another useful markup to indicate a user action is to use `menuselection` this can be used to show short and long menus in software. For example, and `menuselection` can be seen here that breaks is too long to fit on this line. My Software Some menu Some sub menu 1 sub menu 2

Let's test wrapping and whitespace significance in inline literals:

```
This is an example of --inline-literal --text, --including some-- strangely--hyphenated-words.
how the text is wrapped. -- ---- ----- Now note the spacing between the words o
grouped in pairs).
```

If the `--pep-references` option was supplied, there should be a live link to PEP 258 here.

Very long URLs should be wrapped so lines do not overflow and cause horizontal scrolling:

<https://www.google.com/search?hl=en&q=very%20long%20url%20example%20of%20a%20url%20that%20is%20extremely%20long%20you%20pr>

## Math

This is a test. Here is an equation:  $(X_{0:5} = (X_0, X_1, X_2, X_3, X_4))$ . Here is another:

(1) 
$$\nabla^2 f = \frac{1}{r^2} \frac{\partial}{\partial r} \left( r^2 \frac{\partial f}{\partial r} \right) + \frac{1}{r^2 \sin \theta} \frac{\partial}{\partial \theta} \left( \sin \theta \frac{\partial f}{\partial \theta} \right) + \frac{1}{r^2 \sin^2 \theta} \frac{\partial^2 f}{\partial \phi^2}$$

You can add a link to equations like the one above (1) by using `:eq:`.

## Meta

## Blocks

### Literal Blocks

Literal blocks are indicated with a double-colon (":") at the end of the preceding paragraph (over there `-->`). They can be indented:

```
if literal_block:
    text = 'is left as-is'
    spaces_and_linebreaks = 'are preserved'
    markup_processing = None
```

Or they can be quoted without indentation:

```
>> Great idea!
>
> Why didn't I think of that?
```

## Line Blocks

This is a line block. It ends with a blank line.

Each new line begins with a vertical bar (“|”).

Line breaks and initial indents are preserved.

Continuation lines are wrapped portions of long lines; they begin with a space in place of the vertical bar.

The left edge of a continuation line need not be aligned with the left edge of the text above it.

This is a second line block.

Blank lines are permitted internally, but they must begin with a “|”.

Take it away, Eric the Orchestra Leader!

```
| A one, two, a one two three four
```

```
| Half a bee, philosophically,
| must, ipso facto , half not be.
| But half the bee has got to be,
| vis a vis its entity. D'you see?
```

```
| But can a bee be said to be
| or not to be an entire bee,
| when half the bee is not a bee,
| due to some ancient injury?
```

```
| Singing...
```

## Block Quotes

Block quotes consist of indented body elements:

My theory by A. Elk. Brackets Miss, brackets. This theory goes as follows and begins now. All brontosaurus are thin at one end, much much thicker in the middle and then thin again at the far end. That is my theory, it is mine, and belongs to me and I own it, and what it is too.

—Anne Elk (Miss)

## Doctest Blocks

```
>>> print 'Python-specific usage examples; begun with ">>>"'
Python-specific usage examples; begun with ">>>"
>>> print '(cut and pasted from interactive Python sessions)'
(cut and pasted from interactive Python sessions)
```

## Code Blocks

```
# parsed-literal test
curl -O http://someurl/release-1.0.tar-gz
```

Code Blocks can have captions.

```
{
  "windows": [
    {
      "panes": [
        {
          "shell_command": [
            "echo 'did you know'",
            "echo 'you can inline'"
          ]
        },
        {
          "shell_command": "echo 'single commands'"
        },
        "echo 'for panes'"
      ],
      "window_name": "long form"
    }
  ],
}
```

```
"session_name": "shorthands"  
}
```

## Emphasized lines with line numbers

```
1 def some_function():  
2     interesting = False  
3     print 'This line is highlighted.'  
4     print 'This one is not...'  
5     print '...but this one is.'
```

## Sidebar

Ch'ien / The Creative



*Above* CH'IEN THE CREATIVE, HEAVEN

*Below* CH'IEN THE CREATIVE, HEAVEN

The first hexagram is made up of six unbroken lines. These unbroken lines stand for the primal power, which is light-giving, active, strong, and of the spirit. The hexagram is consistently strong in character, and since it is without weakness, its essence is power or energy. Its image is heaven. Its energy is represented as unrestricted by any fixed conditions in space and is therefore conceived of as motion. Time is regarded as the basis of this motion. Thus the hexagram includes also the power of time and the power of persisting in time, that is, duration.

The power represented by the hexagram is to be interpreted in a dual sense in terms of its action on the universe and of its action on the world of men. In relation to the universe, the hexagram expresses the strong, creative action of the Deity. In relation to the human world, it denotes the creative action of the holy man or sage, of the ruler or leader of men, who through his power awakens and develops their higher nature.

## Code with Sidebar

A code example

With a sidebar on the right.

Literal includes can also have captions.

```
1 # -*- coding: utf-8 -*-
2 """Test Module for sphinx_rtd_theme."""
3
4
5 class Foo:
6
7     """Docstring for class Foo.
8
9     This text tests for the formatting of docstrings generated
10    from output
11    ``sphinx.ext.autodoc``. Which contain reST, but sphinx nests
12    it in the
13    ``<dl>``, and ``<dt>`` tags. Also, ``<tt>`` is used for class,
14    method names
15    and etc, but those will *always* have the ``.descname`` or
16    ``.descclassname`` class.
17
18    Term
19        It is also possible to include definitions inside
20    docstrings.
21        They should be styled as a normal definition list.
22
23    :Field List:
24        It is also possible to include definitions inside
25    docstrings.
26        They should be styled as a normal definition list.
27
28    .. [1] A footnote contains body elements, consistently
29    indented by at
30        least 3 spaces.
31
32    .. [Citation] A citation contains body elements, consistently
33    indented by at
34        least 3 spaces.
35
36    Normal ``<tt>`` (like the <tt> I just wrote here) needs to be
37    shown with
38    the same style as anything else with ````this type of
39    markup````.
40
41    It's common for programmers to give a code example inside of
42    their
```



```
33     docstring::
34
35         from test_py_module import Foo
36
37         myclass = Foo()
38         myclass.dothismethod('with this argument')
39         myclass.flush()
40
```

## References

### Footnotes

[ 1 ] ( 1 , 2 )

A footnote contains body elements, consistently indented by at least 3 spaces.

This is the footnote's second paragraph.

[ 2 ] ( 1 , 2 )

Footnotes may be numbered, either manually (as in [ 1 ] ) or automatically using a “#”-prefixed label. This footnote has a label so it can be referred to from multiple places, both as a footnote reference ( [ 2 ] ) and as a hyperlink reference ( [label](#) ).

[ 3 ]

This footnote is numbered automatically and anonymously using a label of “#” only.

[ \* ]

Footnotes may also use symbols, specified with a “\*” label. Here's a reference to the next footnote: [\[ † \]](#).

[ † ]

This footnote shows the next symbol in the sequence.

[ 4 ]

Here's an unreferenced footnote, with a reference to a nonexistent footnote: [\[5\]\\_](#) .

### Citations

[ Citation ]

This is the citation I made, let's make this extremely long so that we can tell that it doesn't follow the normal responsive table stuff.

[ 12 ]

This citation has some `code blocks` in it, maybe some **bold** and *italics* too. Heck, lets put a link to a meta citation [ 13 ] too.

[ 13 ]

This citation will have two backlinks.

Here's a reference to the above, [Citation] , and a [nonexistent] citation.

## Glossary

This is a glossary with definition terms for thing like [Writing](#) :

### Documentation

Provides users with the knowledge they need to use something.

### Reading

The process of taking information into ones mind through the use of eyes.

### Writing

The process of putting thoughts into a medium for other people to [read](#) .

## Targets

This paragraph is pointed to by the explicit "example" target. A reference can be found under [Inline Markup](#) , above. [Inline hyperlink targets](#) are also possible.

Section headers are implicit targets, referred to by name. See [Targets](#) , which is a subsection of [References](#) .

Explicit external targets are interpolated into references such as " [Python \[ 5 \]](#) ".

Targets may be indirect and anonymous. Thus [this phrase](#) may also refer to the [Targets](#) section.

Here's a ``hyperlink reference without a target`_` , which generates an error.

## Directives

### Contents

These are just a sample of the many reStructuredText Directives. For others, please see: <http://docutils.sourceforge.net/docs/ref/rst/directives.html> .

## Centered text

You can create a statement with centered text with `.. centered::`

This is centered text!

## Images & Figures

### Images

An image directive (also clickable – a hyperlink reference):



### Figures



A figure is an image with a caption and/or a legend:

re	Revised, revisited, based on 're' module.
----	---

Structured

Structure-enhanced text, structuredtext.

Text Well it is, isn't it?

This paragraph is also part of the legend.

A figure directive with center alignment



This caption should be centered.

## Admonitions

### ⚠ Attention

Directives at large.

### ⚠ Caution

Don't take any wooden nickels.

### ☢ Danger

Mad scientist at work!

### ☢ Error

Does not compute.

**i Hint**

It's bigger than a bread box.

**i Important**

- Wash behind your ears.
- Clean up your room.
  - Including the closet.
  - The bathroom too.
    - Take the trash out of the bathroom.
    - Clean the sink.
- Call your mother.
- Back up your data.

**i Note**

This is a note. Equations within a note:  $(G_{\mu\nu} = 8 \pi G (T_{\mu\nu} + \rho_{\Lambda} g_{\mu\nu}))$ .

**i Tip**

15% if the service is good.

**Example**

Thing1

**Example**

Thing2

Thing3

**⚠ Warning**

Strong prose may provoke extreme mental exertion. Reader discretion is strongly advised.

**📌 And, by the way...**

You can make up your own admonition too.

## Topics, Sidebars, and Rubrics

Sidebar Title

Optional Subtitle

This is a sidebar. It is for text outside the flow of the main text.

This is a rubric inside a sidebar

Sidebars often appears beside the main text with a border and background color.

Topic Title

This is a topic.

This is a rubric

## Target Footnotes

[ 5 ] ( 1 , 2 , 3 )

<http://www.python.org/>

## Replacement Text

I recommend you try *Python*, *the* best language around [ 5 ].

## Compound Paragraph

This paragraph contains a literal block:

```
Connecting... OK  
Transmitting data... OK  
Disconnecting... OK
```

and thus consists of a simple paragraph, a literal block, and another simple paragraph. Nonetheless it is semantically *one* paragraph.

This construct is called a *compound paragraph* and can be produced with the “compound” directive.

## Download Links



This long long long long long long long long long long long long long long long long download link should be blue, normal weight text and should wrap white-spaces



# Lists & Tables

## Table of Contents

---

<b>Lists &amp; Tables</b>	<b>23</b>
● Lists	24
● Enumerated Lists	24
● Definition Lists	24
● Option Lists	25
● Field list	27
● Bullet Lists	29
● Simple	29
● Complex	29
● Second list level	30
● But deeper down the rabbit hole	31
● Hlists	31
● Numbered List	32
● Tables	32
● Grid Tables	32
● Giant Tables	34
● List Tables	35

---

---

● Tables with paragraphs	36
● Tables with non-breakable text	36
● CSV Table	36
● Tiny tables	37
● Landscape tables	39

---

## Lists

### Enumerated Lists

1. Arabic numerals.

1. lower alpha)

1. (lower roman)

1. upper alpha.

1. upper roman)

2. Lists that don't start at 1:

1. Three

2. Four

1. C

2. D

1. iii

2. iv

3. List items may also be auto-enumerated.

### Definition Lists

#### Term

---

Definition

**Term classifier**

Definition paragraph 1.

Definition paragraph 2.

**Term**

Definition

I have no clue why the definition list below is classified as a different style of definition list than the one above.

**Is it the spaces in the term?**

Maybe it was the multiple line paragraph in the line below that caused this?

**Is it the paragraph above the list maybe?**

I guess a lot of these lists don't have leading paragraphs?

**Is it everything all at once?**

Who knows?!

## Option Lists

For listing command-line options:

<code>-a</code>	command-line option "a"
<code>-b file</code>	options can have arguments and long descriptions
<code>--long</code>	options can be long also
<code>--input= file</code>	long options can also have arguments
<code>--very-long-option</code>	The description can also start on the next line.  The description may contain multiple body elements, regardless of where it starts.
<code>-x , -y , -z</code>	Multiple options are an "option group".
<code>-v , --verbose</code>	Commonly-seen: short & long options.
<code>-1 file , --one= file , --two file</code>	Multiple options with arguments.
<code>/V</code>	DOS/VMS-style options too

There must be at least two spaces between the option and the description.

## Field list

**Author :** David Goodger

**Address :** 123 Example Street Example, EX Canada A1B 2C3

**Contact :** [docutils-develop@lists.sourceforge.net](mailto:docutils-develop@lists.sourceforge.net)

**Authors :** Me; Myself; I

**organization :** humankind

**date :** \$Date: 2012-01-03 19:23:53 +0000 (Tue, 03 Jan 2012) \$

**status :** This is a “work in progress”

**revision :** \$Revision: 7302 \$

**version :** 1

**copyright :** This document has been placed in the public domain. You may do with it as you wish. You may copy, modify, redistribute, reattribute, sell, buy, rent, lease, destroy, or improve it, quote it at length, excerpt, incorporate, collate, fold, staple, or mutilate it, or do anything else to it that your or anyone else’s heart desires.

**field name :** This is a generic bibliographic field.

**field name 2 :** Generic bibliographic fields may contain multiple body elements.  
Like this.

**Dedication :** For Docutils users & co-developers.

**abstract :** This document is a demonstration of the reStructuredText markup language, containing examples of all basic reStructuredText constructs and many advanced constructs.

## Bullet Lists

### Simple

- A simple list.
- There are no margins between list items.
- Simple lists do not contain multiple paragraphs. That's a complex list.
- In the case of a nested list
  - There are no margins between elements
    - Still no margins
      - Still no margins

### Complex

- A bullet list
  - Nested bullet list.
  - Nested item 2.
- Item 2.

Paragraph 2 of item 2.

- Nested bullet list.
- Nested item 2.
  - Third level.
  - Item 2.
- Nested item 3.
- `inline literall`
- `inline literall`
- `inline literall`
- This item has multiple paragraphs.



This item has multiple paragraphs.

- This item has multiple paragraphs.

This item has multiple paragraphs.

## Second list level

- here is a list in a second-level section.

- yahoo

- yahoo

- yahoo

- here is an inner bullet oh

- one more with an inline literally .yahoo

heh heh. child. try to beat this embed:

```
1 # -*- coding: utf-8 -*-
2 """Test Module for sphinx_rtd_theme."""
3
4
5 class Foo:
6
7     """Docstring for class Foo.
8
9     This text tests for the formatting of docstrings
10    generated from output
11    ``sphinx.ext.autodoc``. Which contain reST, but sphinx
12    nests it in the
```

- and another. yahoo

- yahoo

- hi

- how about an admonition?

### Note

This is a note nested in a list.

- and hehe

## But deeper down the rabbit hole

- I kept saying that, “deeper down the rabbit hole”. yahoo
  - I cackle at night yahoo .
- I’m so lonely here in GZ `guangzhou`
- A man of python destiny, hopes and dreams. yahoo
  - yahoo
    - yahoo hi
    - destiny


## Hlists

First item	Forth item
Second item	Fifth item
Third item	Sixths item

Hlist with images



This is a short caption for a figure.



This is a long caption for a figure. Lorem ipsum dolor sit amet, consectetur adipiscing elit. Donec porttitor dolor in odio posuere, vitae ornare libero mattis. In lobortis justo vestibulum nibh aliquet, non.

## Numbered List

1. One,
2. Two.
3. Three with long text. Lorem ipsum dolor sit amet, consectetur adipiscing elit. Sed feugiat sagittis neque quis eleifend. Duis rutrum lectus sit amet mattis suscipit.
  - 1. Using bullets and letters. (A)
  - 1. Using bullets and letters. (B)
  - 1. Using bullets and letters. (C)

## Tables

### Grid Tables

Here's a grid table followed by a simple table:

Header row, column 1 (header rows optional)	Header 2	Header 3	Header 4
body row 1, column 1	column 2	column 3	column 4
body row 2	Cells may span columns.		
body row 3	Cells may span rows.	<ul style="list-style-type: none"> <li>• Table cells</li> </ul>	
body row 4	<ul style="list-style-type: none"> <li>• contain</li> <li>• body elements.</li> </ul>		
body row 5	Cells may also be empty: -->		

Inputs		Output
A	B	A or B
False	False	False
True	False	True
False	True	True
True	True	True

## Giant Tables



Header 1	Header 2	Header 3	Header 1	Header 2	Header 3	Header 1	Header 2	Header 3	Header 1	Header 2	Header 3
body row 1	column 2	column 3	body row 1	column 2	column 3	body row 1	column 2	column 3	body row 1	column 2	column 3
body row 1	column 2	column 3	body row 1	column 2	column 3	body row 1	column 2	column 3	body row 1	column 2	column 3
body row 1	column 2	column 3	body row 1	column 2	column 3	body row 1	column 2	column 3	body row 1	column 2	column 3
body row 1	column 2	column 3	body row 1	column 2	column 3	body row 1	column 2	column 3	body row 1	column 2	column 3

## List Tables

List tables can have captions like this one.

List table	Header 1	Header 2	Header 3 long. Lorem ipsum dolor sit amet, consectetur adipiscing elit. Nam sit amet mauris arcu.
Stub Row 1	Row 1	Column 2	Column 3 long. Lorem ipsum dolor sit amet, consectetur adipiscing elit. Nam sit amet mauris arcu.
Stub Row 2	Row 2	Column 2	Column 3 long. Lorem ipsum dolor sit amet, consectetur adipiscing elit. Nam sit amet mauris arcu.
Stub Row 3	Row 3	Column 2	Column 3 long. Lorem ipsum dolor sit amet, consectetur adipiscing elit. Nam sit amet mauris arcu.

This is a list table with images in it.

	
<p>This is a short caption for a figure.</p>	<p>This is a long caption for a figure. Lorem ipsum dolor sit amet, consectetur adipiscing elit. Donec porttitor dolor in odio posuere, vitae ornare libero mattis. In lobortis justo vestibulum nibh aliquet, non.</p>

## Tables with paragraphs

Test to see that tables behave well with nested paragraphs.

Precedence	Operator	Description
1	::	Scope resolution
2	( )	Function call
	[ ]	Subscript
	.	Member access
	.{ }	Bit-field concatenation

## Tables with non-breakable text

True	This text could be broken at all whitespaces occuring in the text
False	This is a code block line, normaly could also be broken at all whitespaces in text
True	<code>This_is_a_non_breakable_line_due_to_no_whitespaces_in_text_at_all_which_is_not_readable_without_breaking_it_working_if_you_can_read_THIS</code>

## CSV Table

The following table is too big for the PDF. There is no way to get a nice looking picture of it.

CSV Table

Example CSV							
City	1	2	3	4	5	6	7
Munich	1	3	7	7	6	4	8
Paris	1	4	8	8	7	5	9
Moscow	2	34	6	3	4	35	7
Madrid	3	7	-2	3	5	8	6

## Tiny tables

ssp-tinier

CSV Table

Example CSV							
City	1	2	3	4	5	6	7
Munich	1	3	7	7	6	4	8
Paris	1	4	8	8	7	5	9
Moscow	2	34	6	3	4	35	7
Madrid	3	7	-2	3	5	8	6

ssp-tiny

CSV Table

Example CSV							
City	1	2	3	4	5	6	7
Munich	1	3	7	7	6	4	8
Paris	1	4	8	8	7	5	9
Moscow	2	34	6	3	4	35	7



**Example CSV**

City	1	2	3	4	5	6	7
Madrid	3	7	-2	3	5	8	6

## Landscape tables

## Landscape page orientation and ssp-tiny table class

### CSV Table

Example CSV

City	1	2	3	4	5	6	7	8	9	10	11	12	13	14	15	16	17	18	19	20	21	22	23	24	25	26	27
Munich	1	3	7	7	6	4	8	8	7	5	9	9	5	9	9	8	6	10	10	7	11	11	8	12	12	9	13
Paris	1	4	8	8	7	5	9	9	6	6	10	10	6	10	10	7	7	11	11	8	12	12	9	13	13	10	14
Moscow	2	34	6	3	4	35	7	4	5	36	8	5	36	8	5	6	37	9	6	38	10	7	39	11	8	40	12
Madrid	3	7	-2	3	5	8	6	4	6	9	6	5	9	7	5	7	10	7	6	11	8	7	12	9	8	13	10
Rome	1	65	-34	4		66	7	5	6	67	6	6	67	8	6	7	68	7	7	69	8	8	70	9	9	71	10
Barcelona	4	3	2	1	0	-1	-2	-3	-4	-5	-6	-7	-8	-9	-10	-11	-12	-13	-14	-15	-16	-17	-18	-19	-20	-21	-22
Berlin	5	3	1	-1	-3	-5	-7	-9	-11	-13	-15	-17	-19	-21	-23	-25	-27	-29	-31	-33	-35	-37	-39	-41	-43	-45	-47
New York	6	3	0	-3	-6	-9	-12	-15	-18	-21	-24	-27	-30	-33	-36	-39	-42	-45	-48	-51	-54	-57	-60	-63	-66	-69	-72
Tokyo	7	8	9	10	11	12	13	14	15	3	17	18	13	14	15	16	4	18	19	5	19	20	6	20	21	7	21
Melbourn	8	2	-4	-10	-16	-22	-28	-34	-40	-46	5	-58	-21	-27	-33	-39	-45	6	-57	-44	7	-56	-43	8	-55	-42	9
San Francisco	9	2	-5	-12	5	-26	-33	-40	-47	3	-61	-68	-25	-32	-39	-46	4	-60	-67	5	-59	-66	6	-58	-65	7	-57
Rio	8	9	10	11	12	13	14	15	16	17	18	19	20	21	22	23	24	25	26	27	28	29	30	31	32	33	34
Accra	9	2	-5	-12	-19	-26	-33	-40	-47	-54	-61	-68	-75	-82	-89	-96	-103	-110	-117	-124	-131	-138	-145	-152	-159	-166	-173
Munich	10	3	-4	-11	-18	-25	-32	-39	-46	-53	-60	-67	-74	-81	-88	-95	-102	-109	-116	-123	-130	-137	-144	-151	-158	-165	-172
Paris	11	4	-3	-10	-17	-24	-31	-38	-45	-52	-59	-66	-73	-80	-87	-94	-101	-108	-115	-122	-129	-136	-143	-150	-157	-164	-171
Moscow	12	5	-2	-9	-16	-23	-30	-37	-44	-51	-58	-65	-72	-79	-86	-93	-100	-107	-114	-121	-128	-135	-142	-149	-156	-163	-170
Madrid	13	6	-1	-8	-15	-22	-29	-36	-43	-50	-57	-64	-71	-78	-85	-92	-99	-106	-113	-120	-127	-134	-141	-148	-155	-162	-169
Rome	14	7	0	-7	-14	-21	-28	-35	-42	-49	-56	-63	-70	-77	-84	-91	-98	-105	-112	-119	-126	-133	-140	-147	-154	-161	-168
Barcelona	15	8	1	-6	-13	-20	-27	-34	-41	-48	-55	-62	-69	-76	-83	-90	-97	-104	-111	-118	-125	-132	-139	-146	-153	-160	-167
Berlin	16	9	2	-5	-12	-19	-26	-33	-40	-47	-54	-61	-68	-75	-82	-89	-96	-103	-110	-117	-124	-131	-138	-145	-152	-159	-166
New York	17	10	3	-4	-11	-18	-25	-32	-39	-46	-53	-60	-67	-74	-81	-88	-95	-102	-109	-116	-123	-130	-137	-144	-151	-158	-165
Tokyo	18	11	4	-3	-10	-17	-24	-31	-38	-45	-52	-59	-66	-73	-80	-87	-94	-101	-108	-115	-122	-129	-136	-143	-150	-157	-164
Melbourn	19	12	5	-2	-9	-16	-23	-30	-37	-44	-51	-58	-65	-72	-79	-86	-93	-100	-107	-114	-121	-128	-135	-142	-149	-156	-163
San Francisco	20	13	6	-1	-8	-15	-22	-29	-36	-43	-50	-57	-64	-71	-78	-85	-92	-99	-106	-113	-120	-127	-134	-141	-148	-155	-162
Rio	21	14	7	0	-7	-14	-21	-28	-35	-42	-49	-56	-63	-70	-77	-84	-91	-98	-105	-112	-119	-126	-133	-140	-147	-154	-161
Accra	22	15	8	1	-6	-13	-20	-27	-34	-41	-48	-55	-62	-69	-76	-83	-90	-97	-104	-111	-118	-125	-132	-139	-146	-153	-160

**Example CSV**

City	1	2	3	4	5	6	7	8	9	10	11	12	13	14	15	16	17	18	19	20	21	22	23	24	25	26	27
Munich	23	16	9	2	-5	-12	-19	-26	-33	-40	-47	-54	-61	-68	-75	-82	-89	-96	-103	-110	-117	-124	-131	-138	-145	-152	-159
Paris	24	17	10	3	-4	-11	-18	-25	-32	-39	-46	-53	-60	-67	-74	-81	-88	-95	-102	-109	-116	-123	-130	-137	-144	-151	-158
Moscow	25	18	11	4	-3	-10	-17	-24	-31	-38	-45	-52	-59	-66	-73	-80	-87	-94	-101	-108	-115	-122	-129	-136	-143	-150	-157
Madrid	26	19	12	5	-2	-9	-16	-23	-30	-37	-44	-51	-58	-65	-72	-79	-86	-93	-100	-107	-114	-121	-128	-135	-142	-149	-156
Rome	27	20	13	6	-1	-8	-15	-22	-29	-36	-43	-50	-57	-64	-71	-78	-85	-92	-99	-106	-113	-120	-127	-134	-141	-148	-155
Barcelona	28	21	14	7	0	-7	-14	-21	-28	-35	-42	-49	-56	-63	-70	-77	-84	-91	-98	-105	-112	-119	-126	-133	-140	-147	-154
Berlin	29	22	15	8	1	-6	-13	-20	-27	-34	-41	-48	-55	-62	-69	-76	-83	-90	-97	-104	-111	-118	-125	-132	-139	-146	-153
New York	30	23	16	9	2	-5	-12	-19	-26	-33	-40	-47	-54	-61	-68	-75	-82	-89	-96	-103	-110	-117	-124	-131	-138	-145	-152
Tokyo	31	24	17	10	3	-4	-11	-18	-25	-32	-39	-46	-53	-60	-67	-74	-81	-88	-95	-102	-109	-116	-123	-130	-137	-144	-151

# API documentation and generated content

## Table of Contents

---

API documentation and generated content	42
● <code>test_py_module</code>	42
● C++ API	45
● JavaScript API	46
● Generated Index	47
● Optional parameter args	47
● Data	48

### `test_py_module`

Test Module for sphinx\_rtd\_theme.

**class** `test_py_module.test.Foo ( qux , spam = False )`

Docstring for class Foo.

This text tests for the formatting of docstrings generated from output `sphinx.ext.autodoc`. Which contain reST, but sphinx nests it in the `<dl>`, and `<dt>` tags. Also, `<tt>` is used for class, method names and etc, but those will *always* have the `.descname` or `.descclassname` class.

#### **Term**

It is also possible to include definitions inside docstrings. They should be styled as a normal definition list.

## Field List :

It is also possible to include definitions inside docstrings.  
They should be styled as a normal definition list.

[ 1 ]

A footnote contains body elements, consistently indented by at least 3 spaces.

[ Citation ]

A citation contains body elements, consistently indented by at least 3 spaces.

Normal `<tt>` (like the `<tt>` I just wrote here) needs to be shown with the same style as anything else with ```this type of markup```.

It's common for programmers to give a code example inside of their docstring:

```
from test_py_module import Foo

myclass = Foo()
myclass.dothismethod('with this argument')
myclass.flush()

print(myclass)
```

Here is a link to `capitalize()`. Here is a link to `__init__()`.

`__init__ ( qux , spam = False )`

Start the Foo.

### Parameters :

- `qux ( string )` – The first argument to initialize class.
- `spam ( bool )` – Spam me yes or no...

### `__weakref__`

list of weak references to the object (if defined)

`add ( val1 , val2 )`

Return the added values.

### Parameters :

- `val1 ( int )` – First number to add.
- `val2 ( int )` – Second number to add.

**Return type :**

int

The parameters of this method are described in the parameter list.

**another\_function ( a , b , \*\*kwargs )**

Here is another function.

**Parameters :**

- **a** ( int ) – The number of green hats you own.
- **b** ( int ) – The number of non-green hats you own.
- **kwargs** ( float ) – Additional keyword arguments. Each keyword parameter should specify the name of your favorite cuisine. The values should be floats, specifying the mean price of your favorite dish in that cooking style.

**Returns :**

A 2-tuple. The first element is the mean price of all dishes across cuisines. The second element is the total number of hats you own:  $(a + b)$ .

**Return type :**

tuple

**Raises :**

**ValueError** – When **a** is not an integer.

New in version 1.0: This was added in 1.0

Changed in version 2.0: This was changed in 2.0

Deprecated since version 3.0: This is deprecated since 3.0

**bar = 1**

Doc comment for class attribute Foo.bar. It can have multiple lines.

**baz = 2**

Docstring for class attribute Foo.baz.

**capitalize ( *myvalue* )**

Return a string as uppercase.

**Parameters :**

*myvalue* ( *string* ) – String to change

**Return type :**

string

**flox = 1.5**

Doc comment for Foo.flox. One line only.

**qux**

Doc comment for instance attribute qux.

**spam**

Docstring for instance attribute spam.

**test\_py\_module.test.add\_numbers ( *a : int* , *b : int = 0* ) → int**

Add two numbers together

**Parameters :**

- **a** – The first number
- **b** – The second number

Here is some more text.

**test\_py\_module.test.subtract\_numbers ( *a : int* , *b : int = 0* ) → int**

Subtract two numbers

**Parameters :**

- **a** – The first number
- **b** – The second number

## C++ API

**type MyType**

Some type



```
const MyType Foo ( const MyType bar )  
    Some function type thing
```

```
template < typename T , std :: size_t N >  
class std :: array  
    Some cpp class
```

```
float Sphinx :: version  
    The description of Sphinx::version.
```

```
int version  
    The description of version.
```

```
typedef std :: vector < int > List  
    The description of List type.
```

```
enum MyEnum  
    An unscoped enum.
```

#### **enumerator A**

```
enum class MyScopedEnum  
    A scoped enum.
```

#### **enumerator B**

```
protected enum struct MyScopedVisibilityEnum : std :: underlying_type < MySpecificEnum > :: type  
    A scoped enum with non-default visibility, and with a specified underlying type.
```

#### **enumerator B**

## JavaScript API

• Link to `ModTopLevel()`

```
class module_a . submodule . ModTopLevel ( )
```

• Link to `mod_child_1()`

• Link to `ModTopLevel.mod_child_1()`

```
ModTopLevel . mod_child_1 ( )
```

• Link to `mod_child_2()`

```
ModTopLevel . mod_child_2 ( )
```

• Link to `module_a.submodule.ModTopLevel.mod_child_1()`

- Link to `ModTopLevel()`

```
class module_b . submodule . ModNested ( )
```

```
ModNested . nested_child_1 ( )
```

- Link to `nested_child_2()`

```
ModNested . nested_child_2 ( )
```

- Link to `nested_child_1()`

## Generated Index

Part of the sphinx build process in generate and index file: [Index](#) .

## Optional parameter args

At this point optional parameters [cannot be generated from code](#) . However, some projects will manually do it, like so:

This example comes from [django-payments module docs](#) .

```
class payments.dotpay. DotpayProvider ( seller_id , pin [ , channel=0 [ , lock=False ] , lang='pl' ] )
```

This backend implements payments using a popular Polish gateway, [Dotpay.pl](#) .

Due to API limitations there is no support for transferring purchased items.

### Parameters :

- **seller\_id** – Seller ID assigned by Dotpay
- **pin** – PIN assigned by Dotpay
- **channel** – Default payment channel (consult reference guide)
- **lang** – UI language
- **lock** – Whether to disable channels other than the default selected above

## Data

**test\_py\_module.test. Data\_item\_1**

**test\_py\_module.test. Data\_item\_2**

**test\_py\_module.test. Data\_item\_3**

Lorem ipsum dolor sit amet, consectetur adipiscing elit. Fusce congue elit eu hendrerit mattis.

Some data link [Data\\_item\\_1](#) .

# Sphinx-Needs objects

Requirement : **Sphinx-Needs Theme extension support** [REQ\\_001](#)


doctype: .rst

status: done

tags: sphinx , extension

links incoming: [SPEC\\_001](#)

The [Sphinx-Needs Theme](#) for PDF shall support all possible Sphinx extensions an their outcome.

SPEC_001	Specification Example	Specification
<p>doctype: .rst  status: open  tags: sphinx , example</p> <p>A specification example with an image.</p> 	<p>links outgoing: <a href="#">REQ_001</a></p>	<p>layout: complete</p> <p>style: green_border, break</p>

<p>Requirement : <b>Sphinx-Needs Theme extension support with code examples</b> <a href="#">REQ_002</a></p> <p>doctype: .rst  status: done  tags: sphinx , extension</p> <p>The <code>Sphinx-Needs Theme</code> for PDF shall support also code examples or inline codes with long text</p> <p><code>This_is_a_non_breakable_line_due_to_no_whitespaces_in_text_at_all_which_is_not_readable_without_breaking_it_working_if_you_can_read_THIS</code></p>
--

# Sphinx-Needs tables

ID	Title	Status	Tags
REQ_001	Sphinx-Needs Theme extension support	done	sphinx ; extension
REQ_002	Sphinx-Needs Theme extension support with code examples	done	sphinx ; extension
REQ_021	Sphinx-Needs Theme extension support with code examples from imported needs	done	sphinx ; extension ; imported
SPEC_001	Specification Example	open	sphinx ; example

This is the same table, but with datatables style. This normally adds a scrollbar to tables if extending the normal layout size

ID	Title	Status	Tags	Content
REQ_001	Sphinx-Needs Theme extension support	done	sphinx ; extension	The ``Sphinx-Needs Theme`` for PDF shall support all possible Sphinx extensions and their outcome.

ID	Title	Status	Tags	Content
REQ_002	Sphinx-Needs Theme extension support with code examples	done	sphinx ; extension	The ``Sphinx-Needs Theme`` for PDF shall support also code examples or inline codes with long text This_is_a_non_breakable_line_due_to_no_whitespace_in_text_at_all_which_is_not_readable_without_breaking_it_working_if_you_can_read_THIS
REQ_021	Sphinx-Needs Theme extension support with code examples from imported needs	done	sphinx ; extension ; imported	The ``Sphinx-Needs Theme`` for PDF shall support also text even if imported. This_is_a_non_breakable_line_due_to_no_whitespace_in_text_at_all_which_is_not_readable_without_breaking_it_working_if_you_can_read_THIS

ID	Title	Status	Tags	Content
SPEC_001	Specification Example	open	sphinx ; example	A specification example with an image. .. image:: /_static/example.jpg :align: center



# Sphinx-Needs needflow

Using `plantuml` to render image.

# Sphinx-Needs needimport

Requirement : **Sphinx-Needs Theme extension support with code examples from imported needs** [REQ\\_021](#)

```
doctype: .rst
status: done
tags: sphinx , extension , imported
delete: False
jinja_content: False
```

The `Sphinx-Needs Theme` for PDF shall support also text even if imported. This\_is\_a\_non\_breakable\_line\_due\_to\_no\_whitespaces\_in\_text\_at\_all\_which\_is\_not\_readable\_without\_breaking\_it\_working\_if\_you\_can\_read\_THIS

# Breadcrumb Level 1

Breadcrumb Level 2

Breadcrumb Level 3

Breadcrumb Level 4

Breadcrumb Level 5

Breadcrumb Level 6

# Long Sticky Nav

Table of Contents

---

<b>Long Sticky Nav</b>	<b>57</b>
● Example Menu 1	59
● Example Menu 2	59
● Example Menu 3	59
● Example Menu 4	59
● Example Menu 5	59
● Example Menu 6	59
● Example Menu 7	59
● Example Menu 8	60
● Example Menu 9	60
● Example Menu 10	60
● Example Menu 11	60
● Example Menu 12	60
● Example Menu 13	60
● Example Menu 14	60
● Example Menu 15	60
● Example Menu 16	61

---

- Example Menu 17 61

---

- Example Menu 18 61

---

- Example Menu 19 61

---

- Example Menu 20 61

---

- Example Submenu 1 61
  - Submenu 1 61
    - Subsubmenu 1 61

---

    - Subsubmenu 2 61

---

  - Submenu 2 62
    - Subsubmenu 1 7

---

  - Submenu 3 62

---

  - Submenu 4 62

---

  - Submenu 5 62

---

- Example Submenu 2 62
  - Submenu 1 7
    - Subsubmenu 1 7

---

  - Submenu 2 5
    - Subsubmenu 1 5

---

  - Submenu 3 5

---

  - Submenu 4 5

---

  - Submenu 5 5

---

This section demonstrates how the 'sticky\_navigation' setting behaves when the menu is very long. When this section is selected, it will make the menu and the main area scroll when you are at the top of the page.

## Example Menu 1

Just a place holder...

## Example Menu 2

Just a place holder...

## Example Menu 3

Just a place holder...

## Example Menu 4

Just a place holder...

## Example Menu 5

Just a place holder...

## Example Menu 6

Just a place holder...

## Example Menu 7

Just a place holder...

## Example Menu 8

Just a place holder...

## Example Menu 9

Just a place holder...

## Example Menu 10

Just a place holder...

## Example Menu 11

Just a place holder...

## Example Menu 12

Just a place holder...

## Example Menu 13

Just a place holder...

## Example Menu 14

Just a place holder...

## Example Menu 15

Just a place holder...

## Example Menu 16

Just a place holder...

## Example Menu 17

Just a place holder...

## Example Menu 18

Just a place holder...

## Example Menu 19

Just a place holder...

## Example Menu 20

Just a place holder...

## Example Submenu 1

Just a place holder...

### Submenu 1

Just a place holder...

### Subsubmenu 1

Just a place holder...

### Subsubmenu 2

Just a place holder...



## Submenu 2

Just a place holder...

### Subsubmenu 1

Just a place holder...

## Submenu 3

Just a place holder...

## Submenu 4

Just a place holder...

## Submenu 5

Just a place holder...

## Example Submenu 2

Just a place holder...

## Submenu 1

Just a place holder...

### Subsubmenu 1

Just a place holder...

## Submenu 2

Just a place holder...

## Subsubmenu 1

Just a place holder...

## Submenu 3

Just a place holder...

## Submenu 4

Just a place holder...

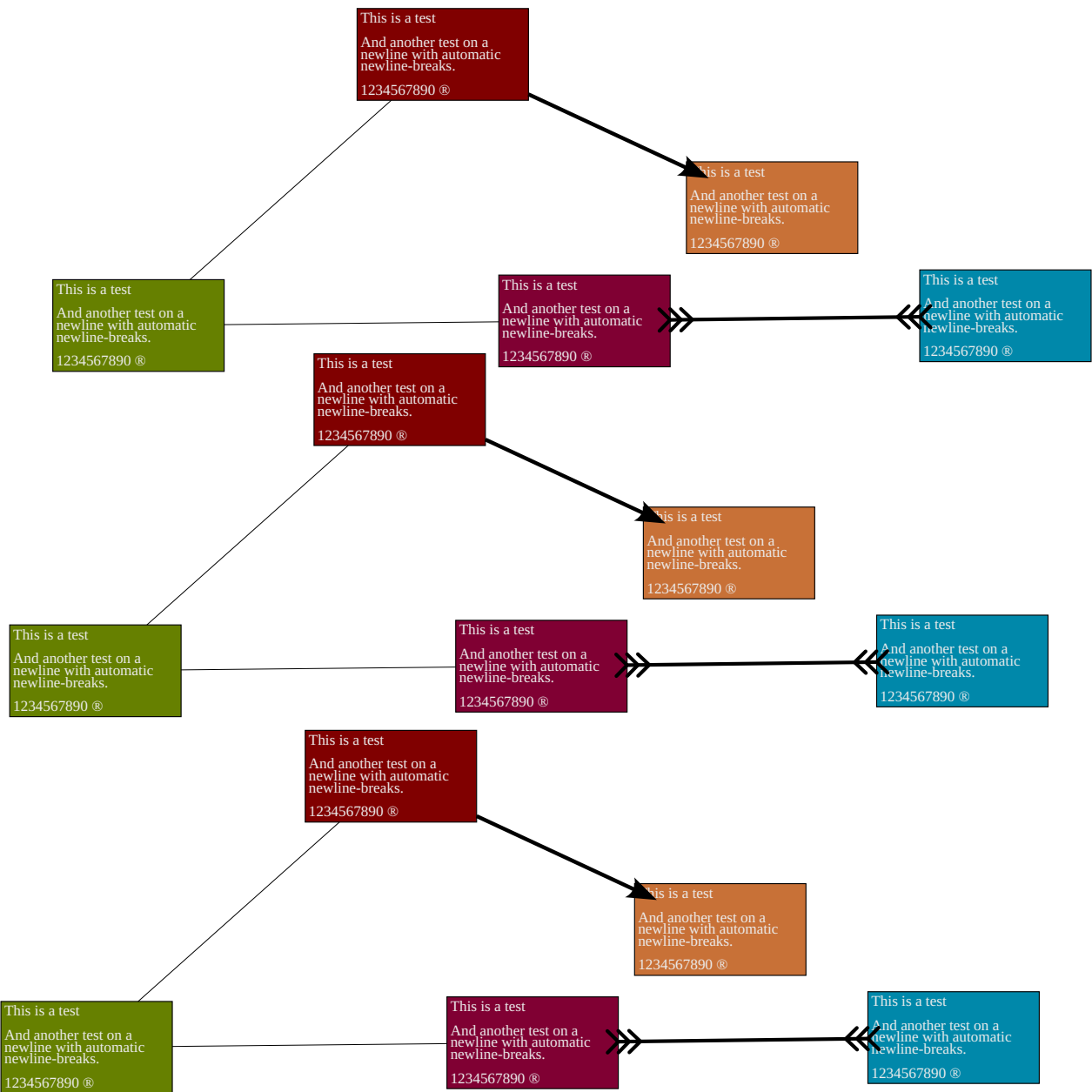
## Submenu 5

Just a place holder...

# Images

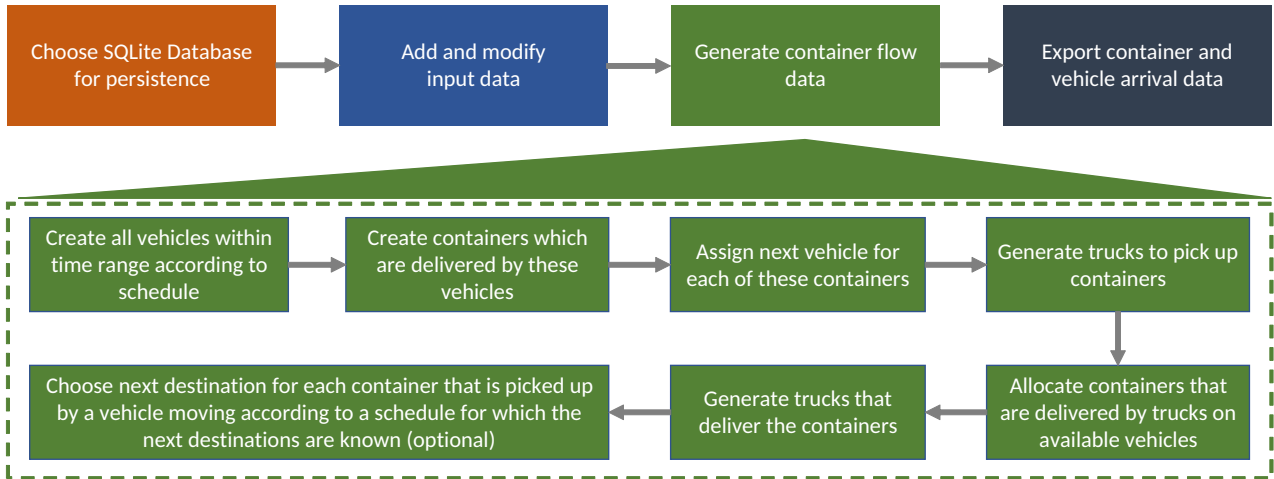
## SVG

This is a SVG file with the dimensions 3000x3000 pixels.



## Another svg

This svg files has no embedded fonts. The final look may be based on the fonts available on the machine used for the build.



## PNG

This jpg file has the dimensions 2600x2176. File size is > 5 MB.



JPG

This jpg file has the dimensions 2600x2176.





## Images in lists

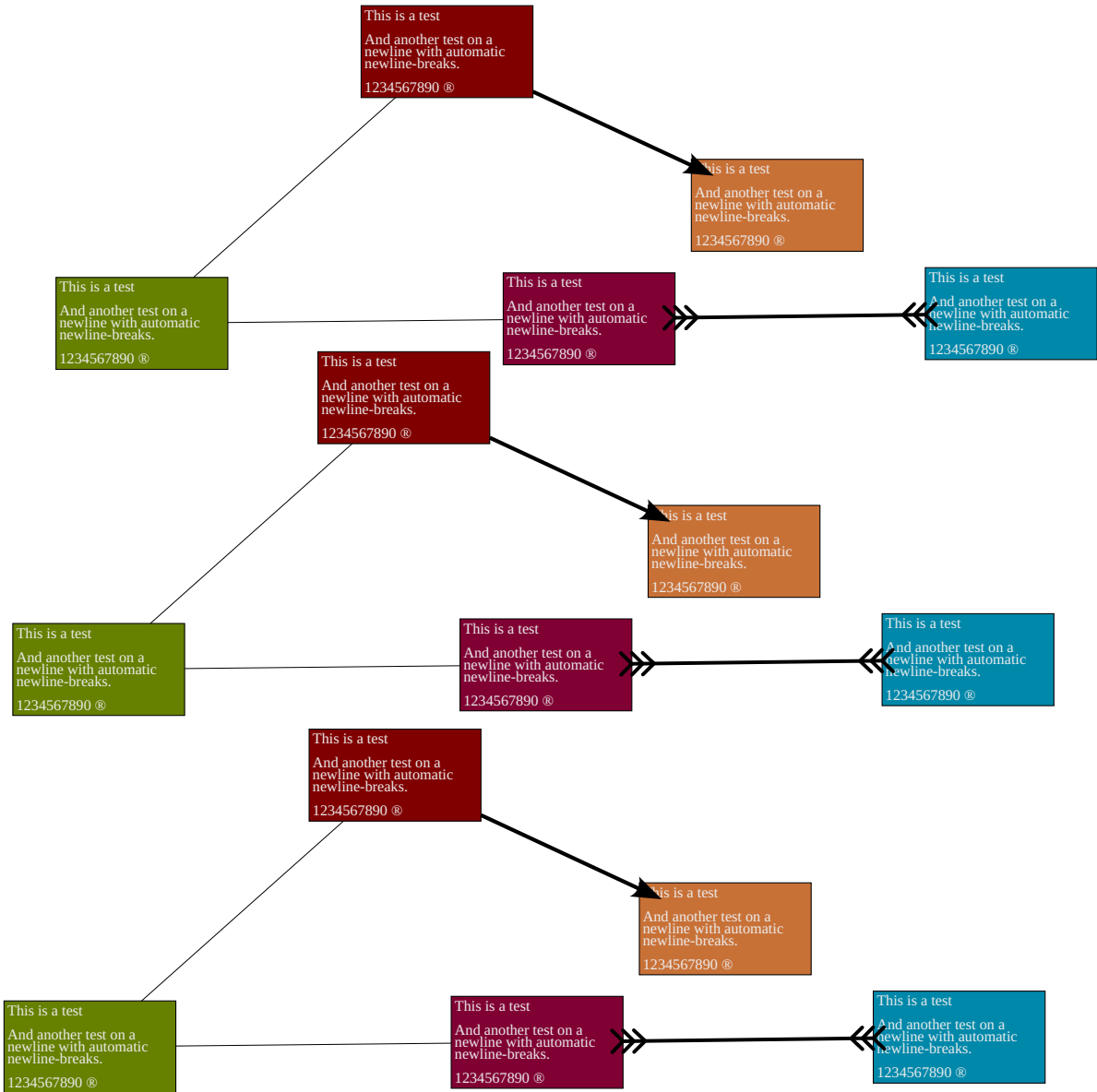
- An image on level 1





◦ An image on level 2

o



## Images in tables

Image 1





# SimplePDF Debug output

This is some build environment specific output. It shall help to identify problems during the build process.

You see this output because **simplepdf\_debug=True** is set on the **conf.py** file.

# Sphinx

**Version** : 5.1.1

**Srcdir** : /home/docs/checkouts/readthedocs.org/user\_builds/sphinx-simplepdf/checkouts/stable/demo

**Confdir** : /home/docs/checkouts/readthedocs.org/user\_builds/sphinx-simplepdf/checkouts/stable/demo

**Outdir** : /home/docs/checkouts/readthedocs.org/user\_builds/sphinx-simplepdf/checkouts/stable/demo/\_build/simplepdf

## Extensions

Used Sphinx extension can be also found in the packages list of Python, which also includes the used version.

sphinx\_simplepdf  
sphinxcontrib.plantuml  
sphinx\_needs  
sphinx.ext.autodoc

## SimplePDF Configs

```
simplepdf_vars : {'cover-overlay': 'rgba(26, 150, 26, 0.7)', 'primary-opaque': 'rgba(26, 150, 26, 0.7)',  
'cover-bg': 'url(frog.jpg) no-repeat center', 'primary': '#1a961a', 'secondary': '#379683', 'cover': '#ffffff',  
'white': '#ffffff', 'links': '#1a961a', 'top-left-content': '"Header left"', 'top-center-content': '"Header  
center"', 'top-right-content': '"Header right"', 'bottom-left-content': 'counter(page)', 'bottom-center-  
content': '"Bottom center"', 'bottom-right-content': 'string(heading)'}
```

```
simplepdf_file_name : Sphinx-SimplePDF-DEMO.pdf
```

```
simplepdf_debug : True
```

```
simplepdf_weasyprint_timeout : None
```

```
simplepdf_weasyprint_flags : None
```

```
simplepdf_theme : simplepdf_theme
```

```
simplepdf_theme_options : {}
```

```
simplepdf_sidebars : {'**': ['localtoc.html']}
```

# Python

**Executable** : /home/docs/asdf/installs/python/3.9.13/bin/python

**Operating System** : Linux (Release: 5.15.0-1004-aws)

## Packages

This chapter shows a list of installed packages in the current Python environment, which was used to build this PDF. The second value is the version number.

### Important packages

**PIL: unknown**

**sphinx: 5.1.1**

**sphinx\_simplepdf: 1.5.0**

**weasyprint: 57.0**

### Other packages

`__future__`: unknown

`_aix_support`: unknown

`_asyncio`: unknown

`_bisect`: unknown

`_blake2`: unknown

`_bootlocale`: unknown

`_bootsubprocess`: unknown

`_brotli`: unknown

`_bz2`: unknown

`_cffi_backend`: unknown

`_codecs_cn`: unknown

`_codecs_hk`: unknown

`_codecs_iso2022`: unknown

`_codecs_jp`: unknown

`_codecs_kr`: unknown

`_codecs_tw`: unknown

`_collections_abc`: unknown

---

`_compat_pickle: unknown`  
`_compression: unknown`  
`_contextvars: unknown`  
`_crypt: unknown`  
`_csv: unknown`  
`_ctypes: unknown`  
`_ctypes_test: unknown`  
`_curses: unknown`  
`_curses_panel: unknown`  
`_datetime: unknown`  
`_decimal: unknown`  
`_distutils_hack: unknown`  
`_elementtree: unknown`  
`_hashlib: unknown`  
`_heapq: unknown`  
`_json: unknown`  
`_lsprof: unknown`  
`_lzma: unknown`  
`_markupbase: unknown`  
`_md5: unknown`  
`_multibytecodec: unknown`  
`_multiprocessing: unknown`  
`_opcode: unknown`  
`_osx_support: unknown`  
`_pickle: unknown`  
`_posixshm: unknown`  
`_posixsubprocess: unknown`  
`_py_abc: unknown`  
`_pydecimal: unknown`  
`_pyio: unknown`  
`_pysistent_version: unknown`  
`_queue: unknown`  
`_random: unknown`  
`_sass: unknown`  
`_sha1: unknown`  
`_sha256: unknown`  
`_sha3: unknown`  
`_sha512: unknown`  
`_sitebuiltins: unknown`  
`_socket: unknown`  
`_sqlite3: unknown`  
`_ssl: unknown`  
`_statistics: unknown`

---

\_strptime: unknown  
\_struct: unknown  
\_sysconfigdata\_\_linux\_x86\_64-linux-gnu: unknown  
\_testbuffer: unknown  
\_testcapi: unknown  
\_testimportmultiple: unknown  
\_testinternalcapi: unknown  
\_testmultiphase: unknown  
\_threading\_local: unknown  
\_tkinter: unknown  
\_uuid: unknown  
\_weakrefset: unknown  
\_xxsubinterpreters: unknown  
\_xtestfuzz: unknown  
\_zoneinfo: unknown  
abc: unknown  
aifc: unknown  
alabaster: 0.7.12  
antigravity: unknown  
appdirs: 1.4.4  
argparse: unknown  
array: unknown  
ast: unknown  
asynchat: unknown  
asyncio: unknown  
asyncore: unknown  
attr: unknown  
attrs: 22.1.0  
audioop: unknown  
babel: 2.10.3  
backports: unknown  
base64: unknown  
bdb: unknown  
binascii: unknown  
binhex: unknown  
bisect: unknown  
brotli: 1.0.9  
bs4: unknown  
bz2: unknown  
calendar: unknown  
certifi: 2022.9.24  
cffi: 1.15.1  
cgi: unknown

cgitb: unknown  
charset\_normalizer: 2.1.1  
chunk: unknown  
cmath: unknown  
cmd: unknown  
code: unknown  
codecs: unknown  
codeop: unknown  
collections: unknown  
colorsys: unknown  
compileall: unknown  
concurrent: unknown  
conf: unknown  
configparser: unknown  
contextlib: unknown  
contextvars: unknown  
contourpy: 1.0.5  
copy: unknown  
copyreg: unknown  
cProfile: unknown  
crypt: unknown  
cssselect2: 0.7.0  
csv: unknown  
ctypes: unknown  
curses: unknown  
cyclor: 0.11.0  
dataclasses: unknown  
datetime: unknown  
dateutil: unknown  
dbm: unknown  
decimal: unknown  
difflib: unknown  
dis: unknown  
distlib: 0.3.4  
distutils: unknown  
doctest: unknown  
docutils: 0.19  
email: unknown  
encodings: unknown  
ensurepip: unknown  
enum: unknown  
fcntl: unknown  
filecmp: unknown

---

fileinput: unknown  
filelock: 3.7.1  
fnmatch: unknown  
fontTools: 4.38.0  
formatter: unknown  
fractions: unknown  
ftplib: unknown  
functools: unknown  
genericpath: unknown  
getopt: unknown  
getpass: unknown  
gettext: unknown  
glob: unknown  
graphlib: unknown  
grp: unknown  
gzip: unknown  
hashlib: unknown  
heapq: unknown  
hmac: unknown  
html: unknown  
html5lib: 1.1  
http: unknown  
idlelib: unknown  
idna: 3.4  
imagesize: 1.4.1  
imaplib: unknown  
imgchr: unknown  
imp: unknown  
importlib: unknown  
importlib\_metadata: 5.0.0  
inspect: unknown  
io: unknown  
ipaddress: unknown  
jinja2: 3.1.2  
json: unknown  
jsonschema: 3.2.0  
keyword: unknown  
kiwisolver: 1.4.4  
lib2to3: unknown  
linecache: unknown  
locale: unknown  
logging: unknown  
lzma: unknown



---

mailbox: unknown  
mailcap: unknown  
markupsafe: 2.1.1  
math: unknown  
matplotlib: 3.6.1  
mimetypes: unknown  
mmap: unknown  
modulefinder: unknown  
multiprocessing: unknown  
netrc: unknown  
nis: unknown  
nntplib: unknown  
ntpath: unknown  
nturl2path: unknown  
numbers: unknown  
numpy: 1.23.4  
opcode: unknown  
operator: unknown  
optparse: unknown  
os: unknown  
ossaudiodev: unknown  
packaging: 21.3  
parser: unknown  
pathlib: unknown  
pdb: unknown  
pickle: unknown  
pickletools: unknown  
pip: 21.2.4  
pipes: unknown  
pkg\_resources: unknown  
pkgutil: unknown  
platform: unknown  
platformdirs: 2.5.2  
plistlib: unknown  
poplib: unknown  
posixpath: unknown  
pprint: unknown  
profile: unknown  
pstats: unknown  
pty: unknown  
pvectorc: unknown  
py\_compile: unknown  
pyclbr: unknown

---

pycparser: 2.21  
pydantic: 1.10.2  
pydoc: unknown  
pydoc\_data: unknown  
pydyf: 0.5.0  
pyexpat: unknown  
pygls: 0.12.4  
pygments: 2.13.0  
pylab: unknown  
pyparsing: 3.0.9  
pyphen: 0.13.0  
pysistent: 0.18.1  
pysassc: unknown  
pytz: 2022.5  
queue: unknown  
quopri: unknown  
random: unknown  
re: unknown  
readline: unknown  
replib: unknown  
requests: 2.28.1  
requests\_file: 1.5.1  
resource: unknown  
rlcompleter: unknown  
rst2html: unknown  
rst2html4: unknown  
rst2html5: unknown  
rst2latex: unknown  
rst2man: unknown  
rst2odt: unknown  
rst2odt\_prepstyles: unknown  
rst2pseudoxml: unknown  
rst2s5: unknown  
rst2xetex: unknown  
rst2xml: unknown  
rstpep2html: unknown  
runpy: unknown  
sass: unknown  
sassc: unknown  
sasstests: unknown  
sassutils: unknown  
sched: unknown  
secrets: unknown

---

select: unknown  
selectors: unknown  
setuptools: 57.4.0  
shelve: unknown  
shlex: unknown  
shutil: unknown  
signal: unknown  
site: unknown  
six: 1.16.0  
smtpd: unknown  
smtplib: unknown  
sndhdr: unknown  
snowballstemmer: 2.2.0  
socket: unknown  
socketserver: unknown  
soupsieve: 2.3.2.post1  
spellchecker: unknown  
sphinx\_data\_viewer: 0.1.2  
sphinx\_needs: 1.0.2  
spwd: unknown  
sqlite3: unknown  
sre\_compile: unknown  
sre\_constants: unknown  
sre\_parse: unknown  
ssl: unknown  
stat: unknown  
statistics: unknown  
string: unknown  
stringprep: unknown  
struct: unknown  
subprocess: unknown  
sunau: unknown  
symbol: unknown  
symtable: unknown  
sysconfig: unknown  
syslog: unknown  
tabnanny: unknown  
tarfile: unknown  
telnetlib: unknown  
tempfile: unknown  
termios: unknown  
test: unknown  
test\_py\_module: unknown

textwrap: unknown  
this: unknown  
threading: unknown  
timeit: unknown  
tinycss2: 1.2.1  
tkinter: unknown  
token: unknown  
tokenize: unknown  
trace: unknown  
traceback: unknown  
tracemalloc: unknown  
tty: unknown  
turtle: unknown  
turtledemo: unknown  
typeguard: 2.13.3  
types: unknown  
typing: unknown  
typing\_extensions: 4.4.0  
unicodedata: unknown  
unittest: unknown  
urllib: unknown  
urllib3: 1.26.12  
uu: unknown  
uuid: unknown  
venv: unknown  
virtualenv: 20.7.2  
warnings: unknown  
wave: unknown  
weakref: unknown  
webbrowser: unknown  
webencodings: 0.5.1  
wsgiref: unknown  
xdrlib: unknown  
xml: unknown  
xmlrpc: unknown  
xxlimited: unknown  
zipapp: unknown  
zipfile: unknown  
zipimport: unknown  
zipp: 3.10.0  
zlib: unknown  
zoneinfo: unknown  
zopfli: 0.2.1



